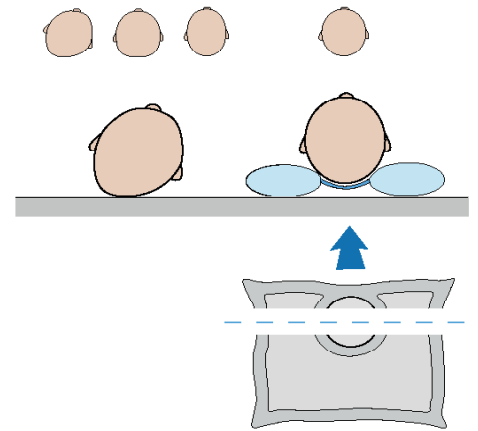




Instructions for use

Intended purpose/Indication

Paediatricians and midwives recommend that babies sleep on their backs. This promotes healthy sleep, unobstructed breathing and reduces the risk of Sudden Infant Death Syndrome (SIDS). However, in the first year of life, a baby's head is very soft and malleable. Due to the combination of the weight of the child's own head and the lack of elasticity in the surfaces on which babies lie, asymmetrical deformities of the head or flat head syndrome (plagiocephaly and/or brachycephaly) often occur and can limit the consistent, natural growth of the skull. For more than 15 years now, the Original BabyDorm® pillow has helped prevent and correct positional, cranial asymmetry. Thanks to the concave curve of the pillow, the head is raised up off the surface on which the child is lying without it being subjected to any pressure. The child can even turn their head approx. 30° to each side. Early and regular use during the first few months of life is recommended. The aim is to significantly improve the shape of the head within three months. We also recommend developing the muscles of the cervical spine with therapeutic exercise.



Instructions for use

Remove the hygienic film/plastic wrap from the pillow. Place the pillow in the pillowcase that it came with – it is advisable to wash the pillowcase before using it. Please refer to the "Washing Instructions". Place the baby on their back on the Original BabyDorm® pillow. The baby should be lying with their head in the middle of the hollow with their cervical spine held by the neck support. When the right size pillow is used, the back and shoulders will be on the reclining area. This product is not suitable for reuse; for hygienic reasons, we do not recommend passing used pillows onto other children.

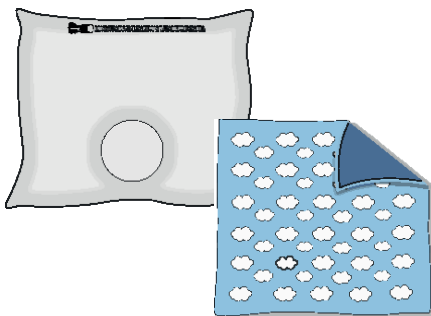


Possible unintended side effects

When the product is used as intended by these instructions, there are no known side effects for babies and small children.

Suitable places of use

The BabyDorm® pillow is intended for use in cots or in any other safe sleeping environment. The pillow should never be squashed, for example in a pram, as then it will no longer be fit for purpose.



Construction/Assembly

The BabyDorm® pillow is certified according to OEKO-Tex® Standard 100 and is made from 100% cotton. The neck support contains a roll of felt. There is a zip at the top of the pillow to allow paediatricians or physiotherapists to add or removing stuffing so as to adjust the pillow to fulfil its requirements. Please do not do this yourself, but only under the supervision of a paediatrician or a physiotherapist. Additional stuffing (hollow-fibre polyester beads) can be ordered from BabyDorm Enger/Krebbes GbR. Every BabyDorm® pillow comes with a pillowcase of your choice. This should be washed before first use. Both the pillowcase and the pillow should be washed regularly. Washing instructions can be found below.

Safety precautions and dangers associated with use

Lay your baby on their back with the back of their head on the pillow. Never lay your baby on their front with their face in the pillow. Babies adopt all kinds of positions in their sleep; however, you must observe the correct positioning described above. If your baby is very active, you can place the pillow under the bed sheet to prevent it slipping. Older, more active babies may roll off the pillow in their sleep. This is actually a good sign as with increasing mobility, children change their sleeping position. The pillow is so firmly stuffed that if this is the case, the child will not end up underneath the pillow; instead they will roll off and come to rest next to it. We do not know of any way the airways can be obstructed when using this pillow. Do not leave the child unattended with the pillow.

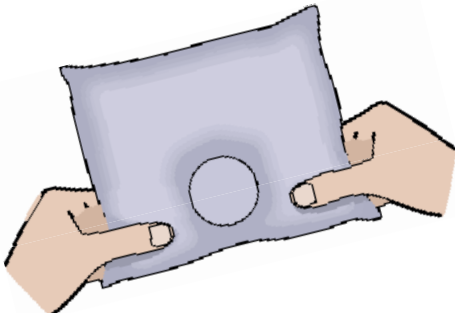


Washing instructions

Both the pillow and the pillowcase are machine washable. We recommend using a laundry net. Neither product is suitable for the tumble dryer.

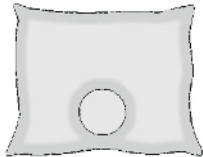
Pillowcase: 100% cotton, Oeko-Tex® certified, Standard 100 Washable at 30°.

BabyDorm® pillow: Oeko-Tex® certified, Standard 100 Stuffing made from hollow-fibre polyester beads; neck support stuffing made from felt. Fully washable (not do remove stuffing!) at 60° in a laundry net. Make sure that the zip is fully closed before washing. After washing, reshape the pillow by pulling the bottom corners straight (see graphic). Leave close to the heating to completely dry before using again.



Technical data/Parameters/Usage duration

Our pillows are available in three sizes, depending on the weight of the baby:

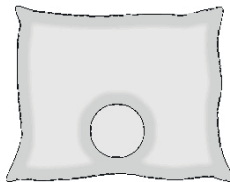


Size 1: For babies up to approx. 6 kg (girls approx. 1–4 months, boys approx. 1–3 months)

External dimensions: 28.5 x 32.5 x 8 cm

Head hollow dimensions: 7.2 x 7.2 cm

Weight: 194 g

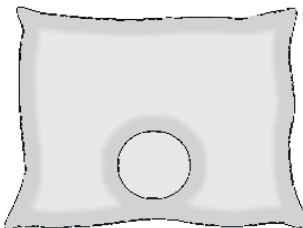


Size 2: For babies approx. 6–8 kg (girls approx. 4–8 months, boys approx. 3–6 months)

External dimensions: 28.5 x 32.5 x 8 cm

Head hollow dimensions: 9.5 x 9.5 cm

Weight: 226 g



Size 3: For babies approx. 8–10 kg (girls approx. 8–12 months, boys approx. 6–12 months)

External dimensions: 32 x 34 x 8 cm

Head hollow dimensions: 9 x 10.5 cm

Weight: 258 g

This information is intended as a guide only. Experience has shown that a significant improvement of the head shape can be achieved within approx. 3 months if the pillow is used regularly. Depending on your child's growth rate, you may need to use two different sizes. Once they turn a year old, children are usually so mobile that they roll off the pillow in their sleep.

Manufacturer's declaration

All Enger/Krebbbers GbR products are cranial positioning pillows for babies and children. They should only be used under supervision and for their intended purpose. Please be sure you use the correct pillow for the weight and age of the child. Within the scope of the statutory provisions, Enger/Krebbbers GbR guarantees, for a period of two years from the date of purchase, that the purchased product was free of material defects at the time of delivery. This excludes defects that are caused by wear and tear and improper use. Any form of modification, enhancements or repair is not covered by the guarantee. We accept no liability if additional medical products or items are used in combination with our products.

Warning - Remove the hygienic film/plastic wrap before first use. Plastic bags can be DANGEROUS! To prevent the risk of suffocation, keep the plastic wrap away from babies and small children. Please retain your sales receipt and these usage instructions for future reference.

This product is compliant with Directive 93/42/EEC and is categorised as a Class I medical device.